


Welcome to Chestnut Class

Family Information Evening 2025



Welcome & Introductions


The Leadership Team



Mr Lung
Headteacher



Mrs Williams
Assistant Headteacher
& SENDCo



Welcome & Introductions

Staff / Shine / Aspens / FBSA



Mrs Hallbery
Teacher
Mon - Wed



Mrs Williams
Teacher
Thurs - Fri



Mrs Larthe
HLTA




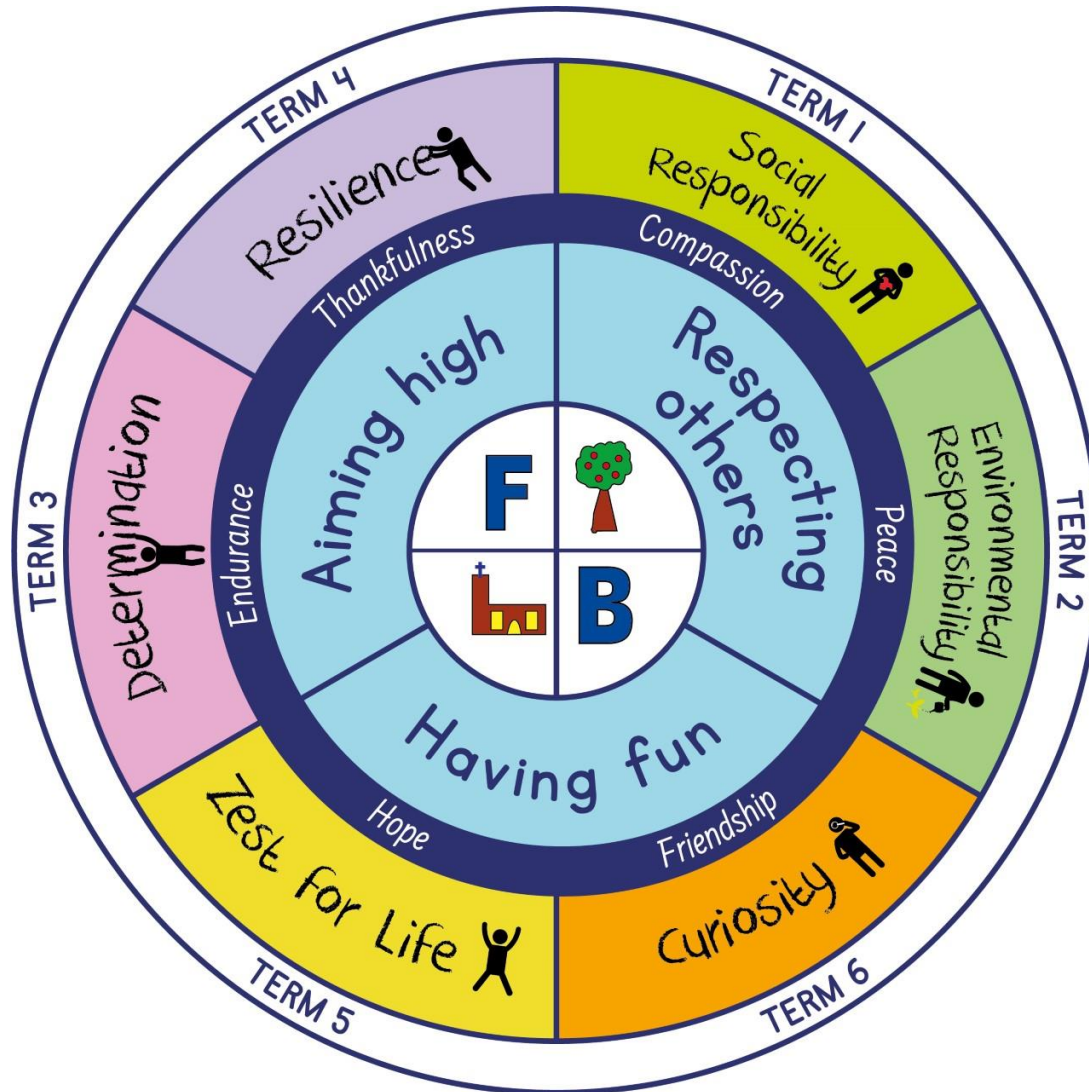
Mrs Davis
Learning Support Assistants
(LSA)



Miss Carpenter
Learning Support Assistants
(LSA)

At Flax we are Aiming High, Respecting Others & Having Fun as we “**grow together towards life in all its fullness.**”

(John 10:10)



Our SCHOOL RULES

Be ...


ready

respectful

safe

A home school partnership

We believe that children flourish in their education when schools and families work together with mutual respect, open communication and a shared commitment to nurturing every child's potential.



We will:




Communicate clearly and promptly about your child's progress, school events, and policies.




Listen actively to concerns through structured channels



Respect family expertise by valuing your insights into your child's needs and aspirations.






We ask families to join us in:

1. Supporting pupils in a great attitude to school by


- Ensuring regular attendance and punctuality
- Celebrating achievements and showing interest in pupils' learning at school
- Sharing updates about home experiences affecting school life



We ask families to join us in:

2. Building respectful relationships by


- Addressing concerns directly with staff via agreed channels (e.g., school office, scheduled meetings)
- Using calm, constructive language in all interactions
- Celebrating staff efforts through positive feedback
- Starting with the assumption that we are all trying to do our very best



We ask families to join us in:

3. Modelling responsible use of digital media by

- Sharing school celebrations responsibly on social media
- Protecting privacy by avoiding public posts about other children/staff
- Directing queries or concerns directly to the school




We ask families to join us in:

4. Showing unity in our shared values by

- Reinforcing school expectations about behaviour and respect
- Collaborating on solutions if challenges arise
- Attending key meetings/events where possible

Safeguarding

- Everyone's responsibility
- Part of our curriculum in PSHE, online safety and whole school collective worship
- 5 trusted adults
- Conversations with families and signposting to other agencies





Attendance


- Aim for every child to be an attendance hero
- Here
- Every day
- Ready to learn
- On time
- Helps children to feel a sense of belonging, maximise learning and form friendships and good habits
- Talk to school to share concerns or need support
- Appointments and holidays outside of term time
- Report absence due to illness via the Studybugs app



Introduction

- Welcome
- What we do in Reception
- Promote enthusiasm about learning
- Children learn most when having fun
- Range of child-led, teacher framed & teacher led play activities are available which encourage exploration & investigation
- Planned and purposeful play
- Enabling the children to be 'school ready'






EYFS Curriculum

7 areas of learning:

1. Communication & language
2. Physical development
3. Personal, social and emotional development
4. Literacy
5. Mathematics
6. Understanding the world
7. Expressive arts & design



Buddies



Recording Learning




- Learning Diaries are an ongoing record of their learning
- Tapestry - Parents to share posts from home experiences. Staff use to share learning experiences from the week. Less observations than previous, due to curriculum changes
- Assessments are made from staff interactions with the children & our professional knowledge of them



Reporting to Parents & Sharing Learning

- Parents' Evening
- Tapestry – weekly summary of what we have been learning
- Parent Feedback
- Visiting class after school
- At the end of the year we report to you on the ELG's, with a summary of your child as a learner





How you can help.....

- Communication – This is most effective in person with more time at the end of the day. Further contact can be made via email to arrange a time to meet.
- Independence, Manners, Toileting, Putting on and doing up own coat, Meeting & Greeting Tapestry
- Reading at home
- Phonics – Unlocking Letters & Sounds
- Magic Moments / New Achievements – Tapestry
- Trips & Wellie Walks – helpers
- Show & Tells – themes & dates

Trust document created by EYFS Leads



LIGHTHOUSE
SCHOOLS PARTNERSHIP

Preparing to start school

SEPTEMBER 2024



Physically Ready

Getting Dressed

- Take time to practise putting on your new school uniform including shoes and socks.
- When going outside, encourage your child to put on their own coat and attempt to fasten it by themselves.
- Encourage perseverance with zips, buttons or poppers.

Eating

- Encourage your child to sit at the table to eat - push their chair in and sit up tall.
- Let your child cut up their own food using a knife and fork - hold their knife in one hand and fork in the other. Grip with their fork and cut with their knife.
- Your child may be entitled to Free School Meals which also gives valuable additional funding to their school. You can check your entitlement [here for schools in North Somerset](#) or [here for schools in Bath and North East Somerset](#).

Using the toilet

- Help your child to know when they need to go to the toilet.
- Remind them to wipe themselves, flush and wash their hands; encourage them to do this independently.

Ready to learn

Speaking, listening and understanding

- Listen to stories and talk about pictures in books.
- Explore rhyming words with your child through nursery rhymes and stories.
- Provide opportunities for your child to talk about themselves, their needs and feelings.
- Ask your child to follow simple instructions.
- Promote good eye contact when speaking.

Interest in the world and new activities

- Provide opportunities for your child to explore the world around them.
- Encourage them to ask questions.
- Make trying new things a positive experience.

Pre-writing skills

- Provide opportunities for your child to use simple tools: paintbrushes, mark making tools, scissors, etc.
- Have a range of mark making resources available for your child to explore e.g. paper, crayons, chalks, paints, etc.
- If your child is ready to write their name, only capitalise the first letter.

Counting

- Listen to and sing number rhymes.
- Play counting number games.



Social and Emotional

Sharing and 'turn taking'

- Give your child opportunities to play games with others.
- Support them to share toys and resources with other children and adults. [This BBC video could help](#).
- Encourage your child to wait and take turns at activities and games.
- Let your child know they can win and lose in games.

Resilience

- Support your child to be confident to 'have a go' and try new things - even when they are tricky.
- Let your child know that it's OK to get things wrong and that we learn from our mistakes.

Independence

- Provide positive opportunities for your child to leave you so they are confident to separate from family.
- Give your child responsibility for looking after their own belongings by asking them to help tidy up or collect something they need.

Routines

- Have a good bedtime routine. [This BBC video could help](#).

Prepare yourself!

- Read through this booklet, and share/discuss it with others who care for your child.
- Keep an eye out for any information from your child's new school and make sure you complete any paperwork by required deadlines.
- Find out more about the school they will be joining by looking through their website.
- You can find out more about the Lighthouse Schools Partnership by [visiting our website](#).
- Look through the links below which offer extra/further support and ask for help if you are unsure about anything.

Useful Links


[Make sure you are ready for your child to start school](#) - information for parents/carers from Parent Kind.

[Developing the important skills needed to start school, including resilience](#) - information from OxfordOwl.

['My first day at school'](#) - an interactive online game from the BBC.

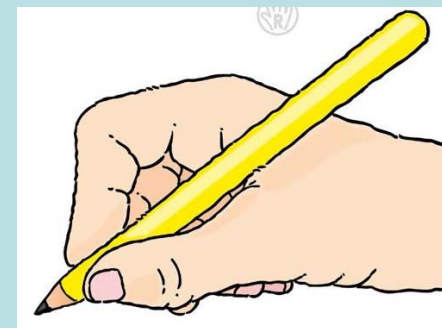
['Time for School'](#) - documentary and videos for children on starting school from the BBC.

[Understanding the importance of sleep](#) - information from the Sleep Charity on how important good quality sleep is to development and wellbeing.

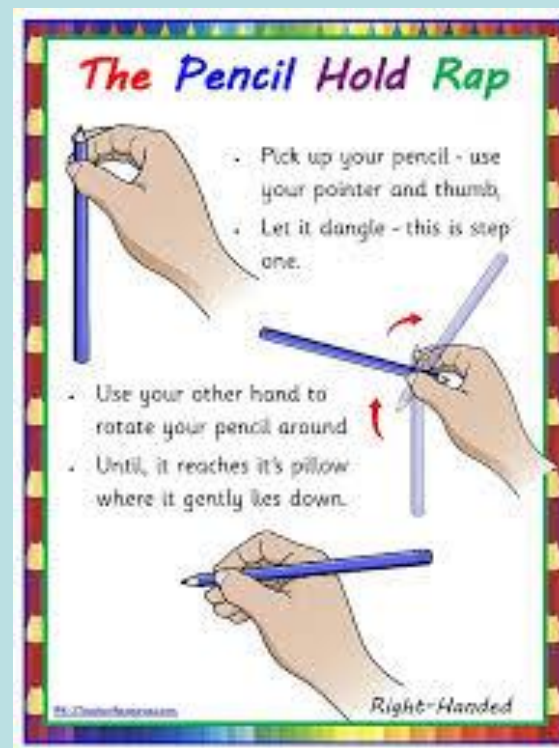


Communication Language & Literacy

- Name writing – practise correct pencil grip and letter formation (lower case letters)



- Develop fine motor skills – cutting, jigsaw puzzles, manipulating small objects, Pinterest – Funky Fingers






Clothing / Book Bags



- **Book bag from School Togs** (Velcro only/ no big back packs, small separate bag for Shine)
- **Uniform School Togs** – navy joggers can be worn as Reception uniform.
- **PE kit to be worn on PE days** – navy shorts or joggers & coloured t-shirt (house colour on pack), **trainers** (not daps / no laces please!)
- **Wellies & Waterproofs** (trousers only, kept in school)
- **Seasonal waterproof coat**
- **Named Water bottle** (water only / flip tops not screw top)
- **Name everything**





Class e-mail, please use to contact Mrs Williams & Mrs Hallbery

ClassChestnut@flaxbourton.n-somerset.sch.uk.

Dates for 2025	Group A	Group B
	<p>Monday 23rd June Induction visit 1 1.15 – 2.30pm</p> <p>All green forms to be returned by visit 1</p>	<p>Wednesday 25th June Induction visit 1 1.15 – 2.30pm</p>
	<p>Tuesday 1st July Induction visit 2 9.15 – 10.30am</p> <p>Second hand Uniform Sale</p>	<p>Tuesday 1st July Induction visit 2 1.15 – 2.30pm</p> <p>Second hand Uniform Sale</p>

INSET DAYS	Tuesday 2nd & Wednesday 3rd September 2025	
Home Visits	Wednesday 3rd – Monday 8th September	Mrs Williams – Wed/ Thur / Fri Mrs Hallbery - Mon
Full day Inductions 8.40am – 3.15pm		
Group A 15	Tuesday 9th & Wednesday 10th September	Mrs Hallbery
Group B 15	Thursday 11th & Friday 12th September	Mrs Williams
Group A 15	Monday 15th & Tuesday 16th September	Mrs Hallbery
Group B 15	Wednesday 17th & Thursday 18th September	Mrs Hallbery Mrs Williams
All in for a morning 8.50 – 11.30am	Friday 19^h September	Mrs Williams
All in Full Time 8.40am– 3.15pm	Monday 22nd September	Mrs Hallbery





Home Visits

- Wednesday 3rd – Monday 8th September
- Dates and times are on the front of your pack
- Unable to move these



Key Dates

- Nursery Visits over next 2 weeks
- Birth Certificates to be seen by DW or office – by 1st July
- All paperwork to be returned to the office by 23rd or 25th June
- Welcome to Chestnut Parents Meeting – 6pm
Wednesday 17th September, Chestnut Classroom
- Phonics / Reading Information Meeting – 6pm
Wednesday 1st October, Chestnut Classroom



Other Information

- Afternoon snacks – class rep
- Drop off (cloak room) & pick up
- Toys from home / Toys in pockets
- **Shine** (After school Club & Breakfast Club)— **Website**



Questions

